

Seed Starting MGV

Timothy McDermott DVM
Assistant Professor, Extension Educator
Agriculture and Natural Resources, Franklin County
College of Food Agriculture and Environmental Science
Visiting Instructor, Department of Veterinary Preventative Medicine
College of Veterinary Medicine

CFAES



Benefits

- Easy to do
- Choices of plants to start
- Allows continuous planting
- Fills the holes in your plot
- Plant when you want
- Inexpensive cost for materials
- Inexpensive final product
- Less chance of disease

CFAES

1


2

Head of lettuce = \$2
Or
6-pack of lettuce = \$2
Or
Packet lettuce seed = \$2

CFAES

Materials Needed

- Light source
- Timer
- Power strip
- Soil-less mix
- Fertilizer
- Seeds
- Pans/trays/pots/bucket
- Knife, tweezers



CFAES

3

4

	2700		3000		3500		4100		6500	
Kelvin										
Atmosphere	Warm		Neutral		Cool		Daylight			
Mood Created	Inviting, Comfortable, Relaxing		Efficient, Balanced		Bright, Clean, Lively		Crisp, Refreshing, Energetic			

CFAES

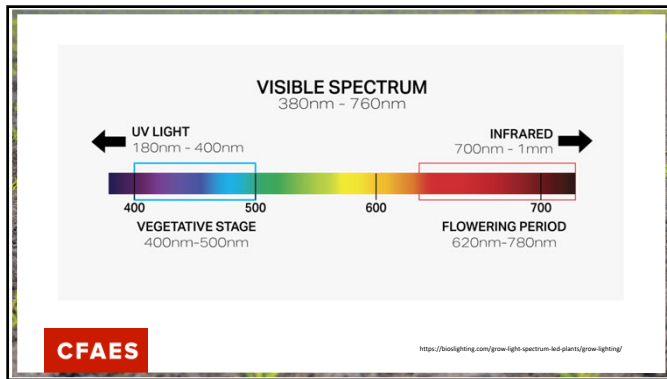
Source: foodiegardener.com



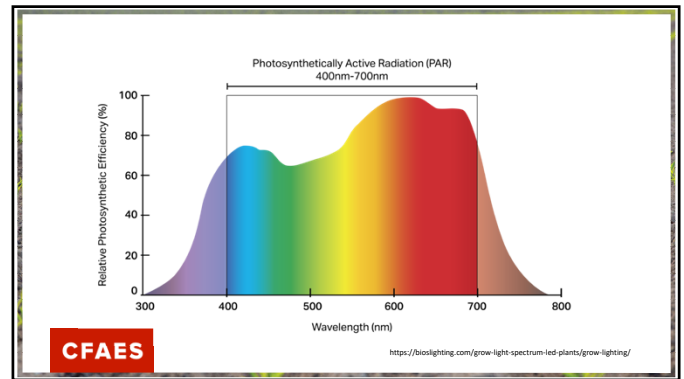
CFA

5

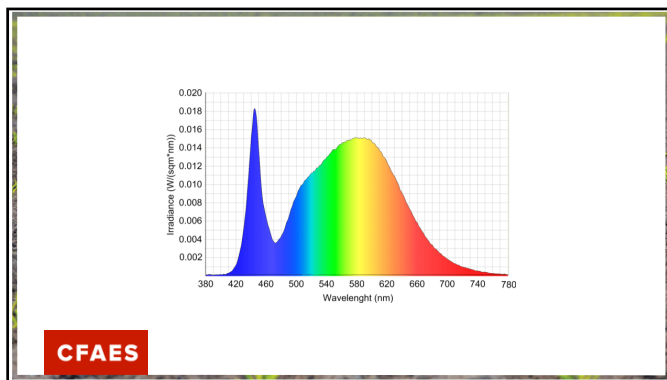
6



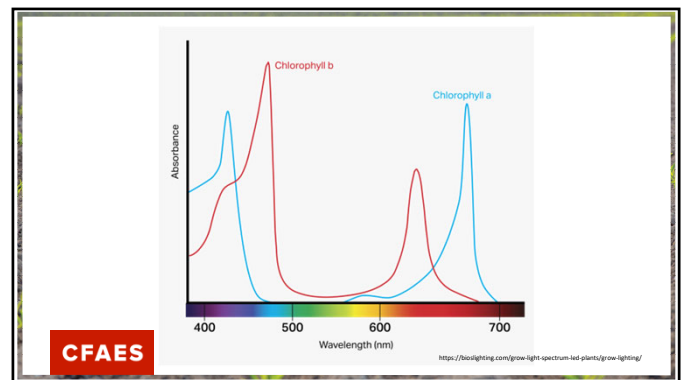
7



8



9



10



11

1. Moisten soil-less mix in bucket
 2. Fill pot to a little below rim
 3. Gently pack down soil
 4. Sprinkle seed over surface
 5. Gently pack down seed
 6. Cover loosely (Not Lettuce)
 7. Gently top water until moist
- CFAES**


12



13

Germination times?
Watch closely, no light = wasted

- Brassicas = 3-5 days
- Lettuce = 3-5 days
- Tomatoes/peppers = 10-14 days (needs a heat source)
- Onions = 2-3 weeks
- Herbs/flowers = 3 weeks




CFAES

14



15




16




17



18



19



20

Direct Seed or Start from Transplant?

- Carrot family - taprooted
- Beets/radish - taprooted
- Peas/Beans – too large too fast, best direct sown
- Melons/squash – both ways are good.

CFAES

21

Best varieties to transplant

- Cabbage family – start early and late – Great First Plant
- Lettuce family – easy and forgiving
- Onion family – long to germinate and grow
- Annual herbs – Basil especially
- Tomatoes – plant transplants a little deeper each time
- Peppers – take a bit of time until planting
- Flowers- some take long time to germinate and develop
- Weird things
- Expensive things to buy

CFAES

22


SPRING!

CFAES

Seed Starting Indoors:

- Lettuce
- Spinach
- Arugula
- Bok Choi
- Cauliflower
- Brussel Sprouts
- Cabbage
- Broccoli
- Leeks
- Onions
- Kale

23



24



25

Seed Starting Indoors: March/April

- Tomatoes
- Eggplant
- Peppers
- Lettuce
- Bok Choi
- Lettuce



A photograph showing a close-up of dark, rich soil in a container. Several small, white, oval-shaped seeds are scattered across the surface of the soil. A red rectangular logo with the white text "CFAES" is positioned in the bottom left corner of the image.

26



27

McDermott.15@osu.edu




A photograph showing a purple corn cob lying on a black mesh surface. The corn is partially husked, revealing the kernels. A red rectangular logo with the white text "CFAES" is positioned in the bottom left corner of the image.

28