

## The Cut Flower Garden



Donna Aufdenberg  
Field Specialist in Horticulture  
University of Missouri Extension  
[aufdenbergd@missouri.edu](mailto:aufdenbergd@missouri.edu)



## Flowers Brighten Up Lives!



## Plan First!

- Do your homework?
- Plan on Paper first!
  - How Complex?
  - Location
  - Which flowers to grow?
    - Favorite Flower
    - Favorite Color
  - When do you want blooms?
  - Seed vs. Transplant
- Purchase seeds early



## Plant First! - Location

- Out-of-the-way location?
  - No center stage or focal point
  - Don't have to be attractive
- Within another garden or Separate garden?
- Grown in rows vs. in the landscape?
- Containers
- Full Sun
- Well-Drained site



## Plan First! Lots of Options!

- Garden timing – spring, summer, fall
- Plan for long bloom times
- Plan for size, shape and color
  - Showy, large flowers
  - Small, delicate flowers
  - Brilliant blazes of color
  - Muted, dusty tones
  - Soft Pastels
- Plant perennials early in fall to hasten the first blooming season by one year.



## Plan First! Selecting Flowers

- What do you like?
  - Favorite flowers, colors, or shapes?
- Look for the scissor symbol on packets and in Catalogs
- Look for varieties with long stems
- Diversify – short, tall, big, little, etc.
- Something for every season
- Netting/staking/caging?






## Planting



Plant on overcast days or in the evenings!



Extension  
University of Missouri  
an equal opportunity/affirmative action institution

## Once Planted...

- Water Plants in...
- Remove any existing blooms
- Pinch plants for branching and encourage root establishment
- Mulch if desired
- Don't forget plant supports



Extension  
University of Missouri  
an equal opportunity/affirmative action institution

## Seed starting outdoors...

- Timing
- Soil Moisture
- Soil Crusting
- Weed Control



Extension  
University of Missouri  
an equal opportunity/affirmative action institution

## Maintenance Needed!

- Succession Planting
- Thin
- Water
- Provide Support, Trellis or Cages
- Weeding
- Fertilizer
- Mulch
- Deadheading
- Harvest




Extension  
University of Missouri  
an equal opportunity/affirmative action institution

## Zinnias



an

## Cosmos





## Sunflowers



Extension  
University of Missouri  
in the Midwest

## Marigolds



sion

## Black Eyed Susan



Extension  
University of Missouri  
in the Midwest

## Annual Flowers

- Celosia (Cockscomb)
- Dianthus
- Annual Phlox
- Begonias
- Love in a Mist



## Annual Flowers

- Calendula
- Bachelor Buttons
- Baby's Breath
- Tithonia
- Snapdragons



## Annual Flowers

- Ageratum
- Candytuft
- Globe Amaranth
- Marigold
- Strawflower



## Perennial Flowers



## Flowering Bulbs

- Daffodils
- Tulips
- Hyacinths
- Gladiolas
- Dahlias
- Cannas



## Herbs

- Mint
- Basil
- Chives
- Dill
- Oregano
- Rosemary



## Greenery/Foliage

- Ferns (various)
- Coleus
- Ornamental grasses (various)
- Ivy or trailing vinca
- Dusty Miller
- Artemesia
- Tree and shrub leaves




## Cutting Flowers Tips

- Harvest flowers during coolest part of day.
- Select Optimum stage of bloom
- Always take a bucket of water with you.
- Always use a sharp, clean pair of scissors or knife.

## Cutting Flower Tips


- Cut long stems
  - 5-18" long
- Remove lower foliage that would be under water in the vase.
- Recut stems at an angle once ready for vase
- Keep flowers in water while designing
- Keep flowers in a cool area to keep them fresher longer!



The Flower Vase



The Flower Vase



Happy Gardening!

